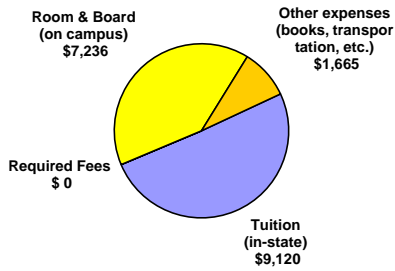


Costs of Attendance and Financial Aid

Undergraduate Admissions

Typical Undergraduate Costs per Year Without Financial Aid for Full-Time, In-State Students (2007-08)



Total: \$18,021

[CLICK HERE](#) for typical out-of-state costs and any discipline-specific tuition

The cost to attend varies based on the individual circumstances of students and may be reduced through grants and scholarships.

CLICK HERE
To get a cost estimate for students like you!

Financial Aid Awarded to Undergraduates ()

Overall Financial Aid

- 52% of full-time undergraduates received financial aid of some type including need-based loans, work study, and non need-based scholarships.

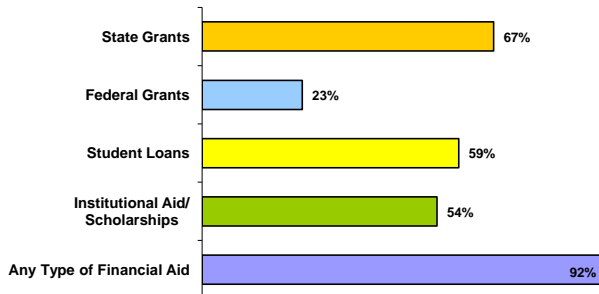
Annual Need-Based Scholarships & Grants

- 39% of full-time undergraduates received need-based grants or scholarships; the average award for the year was \$4,009.

Annual Need-Based Loans

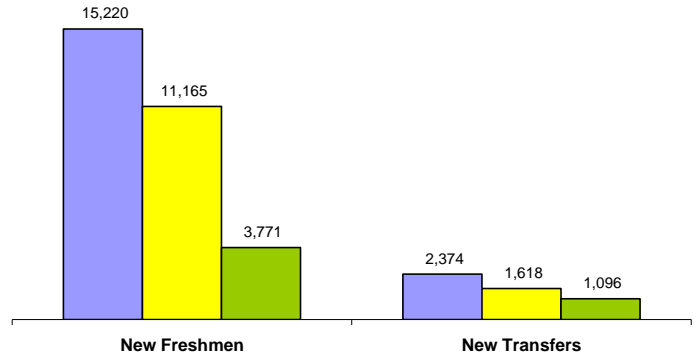
- 47% of full-time undergraduates received need-based work-study and/or loans (not including parent loans); the average loan for the year was \$6,045.

Percent of Fall 2007 First-Time Students Receiving Each Type of Financial Aid



NOTE: Student may receive aid from more than one source.

Applied Admitted Enrolled



Academic Preparation of New Freshman

Test(s) Required for Admission: ACT or SAT

Middle 50% of Test Score Range

	ACT	SAT
Composite	20-24	
Math	18-25	-
English	19-24	
Critical Reading		-

50% of admitted students have test scores within the ranges listed, 25% have scores above, and 25% have scores below.

Percent in top 25% of High School Graduating Class	39%
Percent in top 50% of High School Graduating Class	76%
Average High School GPA (4-point scale)	3.30

Degrees and Areas of Study

Degrees Awarded at CMU in 2006-07

Bachelor's	3,551
Master's	2,278
Doctoral	87
Total	5,916

Areas of Study with the Largest Number of Undergraduate Degrees Awarded in

Business	28%
Education	17%
Communication/Journalism	7%
Social Sciences	7%
Park and recreation	7%
All other degree areas	34%
Total	100%

[CLICK HERE](#) for a list of undergraduate and graduate programs



The Community

At CMU, we pride ourselves on providing all students with a supportive learning and social environment. CMU's Student Success Centers in every residence hall quad are staffed with an advisor, a counselor in residence and a career counselor to help whenever you want. Starting from your first year on campus, you'll get hands-on experience with research and internships - opportunities you wouldn't get until much later in your program at other universities. Outside of class, you can choose from more than 200 student organizations to meet new friends with similar interests - or start your own.



Study at

Classroom Environment

Students per Faculty	21:1 to 1
Undergraduate classes with fewer than 30 students	58%
Undergraduate classes with fewer than 50 students	88%

Full-Time Instructional Faculty

Total Faculty	737
% Women	39%
% from Minority Groups	18%
% with Highest Degree in Field	83%

Carnegie Classification of Institutional Characteristics [More](#)

Basic Type

Doctoral/Research Universities

Size and Setting

Large four-year, primarily residential

Enrollment Profile

High undergraduate

Undergraduate Profile

Full-time four-year, selective, higher transfer-in

Undergraduate Instructional Program

Professions plus arts & sciences, some graduate coexistence

Graduate Instructional Program

Doctoral, professional dominant

NOTE: Institutional classifications based on the Carnegie 2005 edition.

[CLICK HERE](#) for more information on Carnegie Classifications.

Student Housing

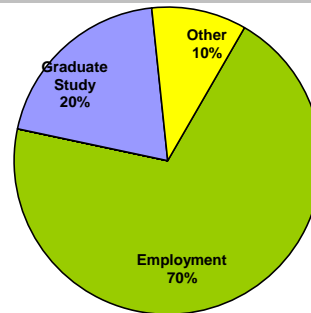
94% of new freshmen live on campus
33% of all undergraduates live on campus

Campus Safety [More](#)


CMU is committed to the safety and well-being of everyone in the university community. Programs and resources include emergency phones in the classrooms, loudspeakers to broadcast emergency messages throughout campus, and the Central Alert notification system, which notifies students, faculty, and staff about university emergencies through e-mail, cell phone, or text message. CMU also has blue-light phones to report emergencies and NightRides, and an on-campus evening ride service. The CMU Police Department has offices within two residence hall complexes.

[CLICK HERE](#) for Campus Crime Statistics report.

Future Plans of 2007-08 Bachelor's Degree Recipients [More](#)



[CLICK HERE](#) for information on survey administration, sample, and response rate.



Student Experiences and Perceptions

Students who are actively involved in their own learning and development are more likely to be successful in college. Colleges and universities offer students a wide variety of opportunities both inside and outside the classroom to become engaged with new ideas, people, and experiences. Institutions measure the effectiveness of these opportunities in a variety of ways to better understand what types of activities and programs students find the most helpful.

[CLICK HERE](#) for examples of how evaluates the experiences of its students.

In addition, institutions participating in the VSA program measure student involvement on campus using one of four national surveys. Results from the one survey are reported for a common set of questions selected as part of VSA. Following are the selected results from the 2007-08 National Survey of Student Engagement (NSSE). The questions have been grouped together in categories that are known to contribute to student learning and development. The results reported below are based on the responses of seniors who participated in the survey.

[CLICK HERE](#) for information on the NSSE survey.

Group Learning Experiences

- 95% percent of seniors worked with classmates on assignments outside of class.
- 60% of seniors tutored or taught other students
- 36% of seniors spent at least 6 hours per week participating in co-curricular activities such as student organizations and intramural sports

Active Learning Experiences

- 80% of seniors spent at least 6 hours per week preparing for class
- 23% of seniors worked on a research project with a faculty member
- 54% of seniors participated in an internship, practicum, or field experience
- 70% of seniors participated in community service or volunteer work
- 13% of seniors participated in study abroad
- 96% of seniors made at least one class presentation last year

Institutional Commitment to Student Learning and Success

- 68% of seniors believe this institution provides support for student success
- 59% of seniors rated the quality of academic advising at this institution as good or excellent
- 19% of seniors reported that this institution provided help in coping with work, family and other non-academic responsibilities
- 93% of seniors reported working harder than they thought they could to meet an instructor's standards or expectations

Student Satisfaction

- 84% of seniors would attend this institution if they started over again
- 87% of seniors rated their entire educational experience as good or excellent
- 83% of seniors reported that other students were friendly or supportive

Student Interaction with Campus Faculty and Staff

- 51% of seniors believed that the campus staff were helpful, considerate, or flexible
- 78% of seniors believed that faculty are available, helpful, or sympathetic
- 93% of seniors reported that faculty members provided prompt feedback on their academic performance
- 69% of seniors discussed readings or ideas with faculty members outside of class

Experiences with Diverse Groups of People and Ideas

- 61% of seniors reported that they often tried to understand someone else's point of view
- 88% of seniors reported their experience at this institution contributed to their understanding people of other racial and ethnic backgrounds
- 84% of seniors often had serious conversations with students of a different race or ethnicity

Student Learning Outcomes

All colleges and universities use multiple approaches to measure student learning. Many of these are specific to particular disciplines, many are coordinated with accrediting agencies, and many are based on outcomes after students have graduated. In addition, those institutions participating in the VSA measure increases in critical thinking, analytic reasoning, and written communication using one of three tests.

Student Learning Assessment at CMU

Central Michigan University is committed to providing a rich array of experiences both in and outside the classroom to support an environment that fosters respect, understanding and a sense of community with people from all backgrounds and cultures. To assure our graduates have attained the appropriate levels of knowledge, skills, and understanding as a contributing member of their field of study and as a leader in a democratic and diverse society, CMU has established an ongoing process to assess the learning, academic achievement and accomplishments of our students. Students, faculty and staff participate in a wide range of assessment activities designed to provide useful information about the effectiveness of academic programs and the service programs that support them. Throughout these efforts the concern is with program quality, continuous improvement, and CMU's commitment to standards of excellence.

[CLICK HERE](#) for examples of student learning assessment and outcomes at CMU

Pilot Project to Measure Core Learning Outcomes

Results from the pilot project using one of the three learning outcomes tests are not yet available.