

INTERIOR COLOR PALETTE

CENTRAL MICHIGAN UNIVERSITY • 2015.v1

TABLE OF CONTENTS

GUIDELINES	3
INTERIOR COLOR PALETTE	
Neutral Colors	4
Accent Colors	5
Bold Accent Colors	6
CMU Maroon & Gold Colors	7
Door & Frame Colors	8
SUGGESTED INTERIOR COLOR PALETTES	
Branded Professional Palette	10
Branded Spirit Palette	11
Bold Palette	12
Historic Palette Example	13
Cool Palette Example	14
Warm Palette Example	15
COMPREHENSIVE INTERIOR COLOR PALETTE	16
APPENDIX	
Master Interior Color Swatches	A2
Johnsonite Color Index	A35
Unacceptable Color Combinations	A36

GUIDELINES

PURPOSE

The Central Michigan University Interior Color Palette was developed in response to the following goals:

- To create a cohesive and professional look and feel to the interior of campus buildings through the use of consistent paint colors.
- To create a consistent brand identity and establish a strong CMU presence in highly visible public areas.
- To simplify the interior paint color selection and routine maintenance process
- To promote sustainability through:
 - The use of Green Seal Standard GS-11 for Topcoat Paints
 - The use of Green Seal Standard GS-03 for Anti Rust and Anti Corrosion Paints
 - The use of SCAQMD Rule 113 for all other Architectural Coatings, Primers and Undercoats
 - The reduction of existing campus paint inventories and waste

APPLICATION

The CMU Interior Color Palette is comprised of 34 colors, including the official CMU Maroon and Gold. These colors have been broken into the following categories based on their suitable applications - Neutral Colors, Accent Colors, Bold Accent Colors, Door & Frame Colors, and approved CMU Maroon and Gold Colors.

All colors included within the palette are selected to work in harmony with one another while supporting the CMU Brand Identity. Where applicable, colors are grouped into warm, mid, and cool hues for ease of coordination. The Bold Accent Colors were selected for use only within the Residence Life and Campus Dining areas - these colors are intended to be changed more frequently to reflect current trends and to add vibrancy and energy to these facilities on campus.

The Interior Color Palette shall be used on all maintenance, renovation, and new construction projects for any CMU building, owned or leased. For new buildings and major renovations, University Communications shall be invited to review branding during design development. When an existing building will be repainted it is recommended that the color scheme selection for the building be coordinated as a whole, to maintain consistency, and create a professional and planned environment. It is expected that the color selections shall be consistent for all public areas, including wall base and any painted doors and frames.

To support color selection, the Interior Color Palette includes a number of suggested color combinations. Where wall colors are visible from a common space the colors shall be coordinated. In a single room, no more than two wall colors should be used.

NEUTRAL COLORS


These colors were selected based on light reflectivity and neutrality to work with a variety of colors within connecting spaces.

Neutral colors are grouped into warm, mid, and cool hues for ease of coordination. Each group of hues is then arranged by value from lightest to darkest. The darkest neutral color within each hue is equivalent to the lightest door & frame color.


When selecting a color consider the light reflectivity within the corridor as well as how the color will work with the suggested door/frame color palette.

Ceiling Paint should be ProMar 200 Interior Latex Eggshell Extra White. If another color is desired for a specialty application, select from lightest neutral color options.

WARM



DEEP IN THOUGHT




JUTE




VIRTUAL TAUPE


MID



NUANCE




THUNDER




PEWTER TANKARD


COOL



FROSTLINE



STONINGTON GRAY



SUMMIT GRAY

ACCENT COLORS


Accent colors are intended to be used in a thoughtful manner to highlight select architectural features of a space. The colors chosen were selected to compliment coordinating colors within the overall color palette.

Color options provided were carefully selected to avoid similar shades of competitors' school colors.

Shades of red and purple were avoided so as not be confused with CMU Maroon.

Refer to suggested color palettes for examples of coordinated schemes.

BLUE




JETSTREAM



AMSTERDAM




SORCERER'S SPELL



TEMPE STAR


GREEN




TOPIARY TINT



URBAN NATURE




JOJOBA




DRIED THYME


EARTH TONES




CONVIVIAL YELLOW



GOLDEN FLEECE



BOSC PEAR




COPPER POT


BOLD ACCENT COLORS

The bold accent colors were selected for use only within Residence Life and Campus Dining. These colors are intended to be changed more frequently to reflect current trends and to add vibrancy and energy to these facilities on campus.


When selecting a bold accent color consider the light levels within the space, as well as how the color will work with the selected neutral and door & frame colors. For maximum impact these colors should be used sparingly and in selective applications.




OSAGE ORANGE




HEARTY ORANGE



LICHEN



JADE JEWEL



CMU GOLD

CMU MAROON & GOLD COLORS

The official CMU colors are listed from the CMU Brand Identity Standards as they have been selected to represent the university in all printed and digital media.

In paint application, CMU Maroon shall be used. No substitutions or variations in hue, chroma, saturation, or value will be approved.


CMU Gold is approved as a bold accent color and as an Official CMU Color for paint applications.

While there is no acceptable substitution for CMU Maroon, there are three acceptable variations of the CMU Gold for paint use. See branded palette examples.

OFFICIAL CMU COLORS



PANTONE PMS209




PANTONE PMS123

PAINT COLOR MATCH FOR SCHOOL COLORS




CMU MAROON




CMU GOLD

VARIATIONS OF GOLD



GOLDEN FLEECE



BOSC PEAR

DOOR & FRAME COLORS

WITH COORDINATING WALL BASE

These colors were selected for their neutrality and coordination with the overall palette. Door & frame colors are grouped into warm, mid, and cool hues like the neutral color palette. Color families of warm, mid, or cool are intended to be used in conjunction with one another. Each group of hues is then arranged by value from lightest to darkest to provide a multitude of options and shades.

When selecting a color keep in mind that the door/frame color should be the same throughout the entire floor of a building if not the entire building as a whole. Paint colors provided predominately apply to metal door frames. Only unfinished metal doors, such as hollow metal, would be painted.

Each frame color has a coordinating Johnsonite wall base color listed beside it the appropriate coordinating base should be used.

Wherever accent walls have been painted CMU Maroon - The door, frame, and wall base color should match.

DOOR & FRAME



CMU MAROON


WALL BASE



JOHNSONITE BURGUNDY


WARM

DOOR & FRAME



VIRTUAL TAUPE


WALL BASE



JOHNSONITE FAWN


MID

DOOR & FRAME



PEWTER TANKARD

WALL BASE



JOHNSONITE PEBBLE


COOL

DOOR & FRAME



SUMMIT GRAY


WALL BASE



JOHNSONITE COLONIAL GREY


WARM

DOOR & FRAME



SMOKEHOUSE


WALL BASE



JOHNSONITE
TOAST


WARM

DOOR & FRAME



BLACK FOX


WALL BASE



JOHNSONITE
PEPPERCORN


MID

DOOR & FRAME



PORPOISE

WALL BASE



JOHNSONITE
MOON ROCK


MID

DOOR & FRAME



URBANE BRONZE

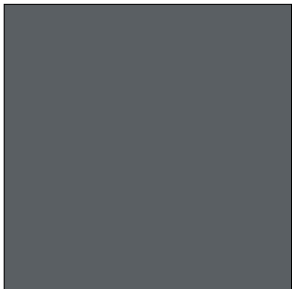
WALL BASE



JOHNSONITE
GATEWAY


COOL

DOOR & FRAME



FORM GREY


WALL BASE



JOHNSONITE
STORM CLOUD


COOL

DOOR & FRAME



IRON ORE

WALL BASE



JOHNSONITE
BURNT UMBER

BRANDED PROFESSIONAL PALETTE


CMU's design standards require that any space on campus that will be highly visible to the public or included on campus admissions tours must reflect the CMU brand. The President's, Vice Presidents', and Deans' Suites shall be branded spaces. CMU recognizes that not all of these spaces will warrant a literal interpretation of the school colors. University Communications is available to help with all of your branding needs.

In this example, Jute would be recommended as the primary field color in corridors or large spaces. While still offering a high level of light reflectance, Jute offers a warmer and more inviting color tone.

CMU Maroon and a shade of gold must be used in combination with one another to truly represent the CMU brand.

Other design features that will reinforce CMU's identity must be taken into consideration, such as wood tones, signage, fabrics as well as other applied building materials.

NEUTRAL



JUTE


ACCENT



GOLDEN FLEECE



BOSC PEAR




CMU MAROON

DOOR & FRAME



PORPOISE

WALL BASE




JOHNSONITE
MOON ROCK

BRANDED SPIRIT PALETTE


Athletics and University Recreation spaces must clearly represent the CMU brand. Acceptable paint matches to CMU's school colors are frequently used as bold accents.

The neutral color should kept light and crisp. The warmer and lighter shades of the neutral color families would be recommended to provide the highest level of contrast and to best compliment the warm school colors.


NEUTRAL



DEEP IN THOUGHT



JUTE




NUANCE

ACCENT



CMU GOLD



CMU MAROON

DOOR & FRAME



FORM GREY

WALL BASE




JOHNSONITE
STORM CLOUD

BOLD PALETTE


The bold accents provided in the palette were specifically designed for use in Residence Life and Campus Dining. As the name indicates, they are bold and intense hues that will infuse a space with life and energy.

In this example, Deep in Thought would be recommended as the primary field color in corridors or large spaces. A secondary neutral could be used in spaces that need to feel slightly more subdued, such as Residence Hall rooms.

NEUTRAL




DEEP IN THOUGHT



JUTE


BOLD ACCENT




JADE JEWEL




CMU GOLD



HEARTY ORANGE



OSAGE ORANGE




LICHEN

DOOR & FRAME



SMOKEHOUSE

WALL BASE




JOHNSONITE
TOAST


HISTORIC PALETTE EXAMPLE

Many buildings north of Preston are intended to remain historic in character. The example palette provided would be appropriate for historic buildings on campus.

NEUTRAL




NUANCE



THUNDER


ACCENT




BOSCH PEAR



SORCERER'S SPELL



DRIED THYME



CMU MAROON

DOOR & FRAME



URBANE BRONZE

WALL BASE




JOHNSONITE
GATEWAY

WARM PALETTE EXAMPLE


Warm color palettes are believed to feel energetic and vibrant.

In this example, Deep in Thought would be recommended as the primary field color in corridors or large spaces. A secondary neutral could be used in spaces that need to feel more sophisticated or subdued.

NEUTRAL




DEEP IN THOUGHT




JUTE

ACCENT




GOLDEN FLEECE



JOJOBA




TEMPE STAR



COPPER POT

DOOR & FRAME



SMOKEHOUSE

WALL BASE



JOHNSONITE
TOAST

COOL PALETTE EXAMPLE


Cool color palettes can create a very light and crisp aesthetic. They are believed to create tranquil settings.

In this example, Frostline would be recommended as the primary field color in corridor or large spaces. A secondary neutral could be used in smaller spaces that might need to feel a little more inviting.

NEUTRAL



FROSTLINE



STONINGTON GRAY

ACCENT



PEWTER TANKARD



AMSTERDAM



URBAN NATURE

DOOR & FRAME




FORM GREY

WALL BASE




JOHNSONITE
STORM CLOUD


COMPREHENSIVE INTERIOR COLOR PALETTE




DEEP IN THOUGHT




NUANCE




FROSTLINE




JETSTREAM




JUTE




THUNDER




STONINGTON GRAY



AMSTERDAM




VIRTUAL TAUPE




PEWTER TANKARD




SUMMIT GRAY




SORCERER'S SPELL




SMOKEHOUSE




PORPOISE



FORM GREY



TEMPE STAR




BLACK FOX




URBANE BRONZE




IRON ORE




TOPIARY TINT




CONVIVIAL YELLOW




HEARTY ORANGE



CMU MAROON




URBAN NATURE




GOLDEN FLEECE




LICHEN




CMU GOLD




JOJOBA



BOSC PEAR




JADE JEWEL



DRIED THYME



COPPER POT



OSAGE ORANGE

Colors represented may vary by computer monitor and/or printer. Refer to physical swatches provided by the paint shop or CMU Facilities Management for actual colors.

INTERIOR COLOR PALETTE APPENDIX

CENTRAL MICHIGAN UNIVERSITY • 2015.v1

Colors represented may vary by computer monitor and/or printer.

Refer to physical swatches provided by the paint shop or CMU

Facilities Management for actual colors.



SHERWIN-WILLIAMS 1317 04/30/15
989-773-3516 Order# 0100952

INTERIOR ARCHITECTURAL
PROMAR 200 ZERO VOC LATEX
EG-SHEL IFC 8012NP

CMU DEEP IN THOUGHT
CUST OM MANUAL MATCH

CCE#COLORANT	OZ	32	64	128
N1-Raw Umber	-	3	-	-
Y1-Yellow	-	1	1	1
Y3-Deep Gold	-	1	-	1

ONE GALLON EXTRA WHITE
B20W12651 650865017

Non Returnable Tinted Color

CAUTION: To assure consistent color, always order enough paint to complete the job and intermix all containers of the same color before application. Mixed colors may vary slightly from color strip or color chip.



0100952-021

SHERWIN-WILLIAMS 1317 04/30/15
989-773-3516 Order# 0101065

INTERIOR ARCHITECTURAL
PROMAR 200 ZERO VOC LATEX
EG-SHEL IFC 8012NP

CMU JUTE

CUST OR MANUAL MATCH

CCE*COLORANT	OZ	32	64	128
B1-Black	-	3	-	-
N1-Raw Umber	-	20	1	-
Y3-Deep Gold	-	11	1	-

ONE GALLON
B20W12651

EXTRA WHITE
650865017

Non Returnable Tinted Color

CAUTION: To assure consistent color, always order enough paint to complete the job and intermix all containers of the same color before application. Mixed colors may vary slightly from color strip or color chip.



0101065-001



SHERWIN-WILLIAMS 1317 05/02/15
989-773-3516 Order# 0100952

INTERIOR ARCHITECTURAL
PROMAR 200 ZERO VOC ACRYLIC LATEX
EG-SHEL IFC 8012NP

7039 VIRTUAL TAUPE
SHER-COLOR FORMULA

CCE*COLORANT	02	32	64	128
W1-White	-	27	1	-
B1-Black	2	6	1	-
R2-Maroon	-	14	-	-
Y3-Deep Gold	2	16	-	1

ONE GALLON DEEP
B20W02653 650186935

Non Returnable Tinted Color

CAUTION: To assure consistent color, always order enough paint to complete the job and intermix all containers of the same color before application. Mixed colors may vary slightly from color strip or color chip.



0100952-031

1-6



SHERWIN-WILLIAMS 1317 05/02/15
989-773-3516 Order# 0100952

INTERIOR ARCHITECTURAL
PROMAR 200 ZERO VOC ACRYLIC LATEX
EG-SHEL IFC 8012NP

7040 SMOKEHOUSE 5/02
SHER-COLOR FORMULA

CCE#COLORANT	OZ	32	64	128
B1-Black	2	56	1	1
W1-White	4	5	-	-
R2-Maroon	-	21	-	1
Y3-Deep Gold	2	44	1	1


ONE GALLON ULTRADEEP
B20T02654 650186950

Non Returnable Tinted Color

CAUTION: To assure consistent color,
always order enough paint to complete
the job and intermix all containers
of the same color before application.
Mixed colors may vary slightly from
color strip or color chip.



0100952-032



SHERWIN-WILLIAMS 1317 05/02/15
989-773-3516 Order# 0100952

INTERIOR ARCHITECTURAL
PROMAR 200 ZERO VOC ACRYLIC LATEX
EG-SHEL IFC 8012NP

7020 BLACK FOX

SHER-COLOR FORMULA

CCE*COLORANT	0Z	32	64	128
B1-Black	6	34	-	-
W1-White	2	3	-	-
R2-Maraon	-	19	-	-
Y3-Deep Gold	2	8	-	1


ONE GALLON ULTRADEEP
B20T02654 650186950

Non Returnable Tinted Color

CAUTION: To assure consistent color, always order enough paint to complete the job and intermix all containers of the same color before application. Mixed colors may vary slightly from color strip or color chip.



0100952-033



SHERWIN-WILLIAMS 1317 04/27/15
989-773-3516 Order# 0100952

INTERIOR ARCHITECTURAL
PROMAR 200 ZERO VOC LATEX
EG-SHEL IFC 8012NP

7049 NUANCE
SHER-COLOR FORMULA

CCE#COLORANT	OZ	32	64	128
B1-Black	-	2	1	-
Y3-Deep Gold	-	3	-	-

ONE GALLON
B20W12651

EXTRA WHITE
650865017

Non Returnable Tinted Color

CAUTION: To assure consistent color, always order enough paint to complete the job and intermix all containers of the same color before application. Mixed colors may vary slightly from color strip or color chip.



0100952-013



SHERWIN-WILLIAMS 1317 04/30/15
989-773-3516 Order# 0100952

INTERIOR ARCHITECTURAL
PROMAR 200 ZERO VOC LATEX
EG-SHEL IFC 8012NP

CMU THUNDER

CUST OM MANUAL MATCH

CCE*COLORANT	OZ	32	64	128
B1-Black	-	28	-	1
R2-Maroon	-	3	-	-
Y3-Deep Gold	-	22	-	1

ONE GALLON
B20W12651

EXTRA WHITE
650865017

Non Returnable Tinted Color

CAUTION: To assure consistent color, always order enough paint to complete the job and intermix all containers of the same color before application. Mixed colors may vary slightly from color strip or color chip.



0100952-020



SHERWIN-WILLIAMS 1317 04/27/15
989-773-3516 Order# 0100952

INTERIOR ARCHITECTURAL
PROMAR 200 ZERO VOC ACRYLIC LATEX
EG-SHEL IFC 8012NP

0023 PEWTER TANKARD 11/02
SHER-COLOR FORMULA

CCE*COLORANT	02	32	64	128
W1-White	2	56	1	-
B1-Black	-	39	1	1
R2-Maroon	-	4	1	1
Y3-Deep Gold	-	27	-	-

ONE GALLON DEEP
B20W02653 650186935

Non Returnable Tinted Color

CAUTION: To assure consistent color,
always order enough paint to complete
the job and intermix all containers
of the same color before application.
Mixed colors may vary slightly from
color strip or color chip.



0100952-014

1.0

WV

SHERWIN-WILLIAMS 1317
989-773-3516

04/27/15
Order# 0100952

INTERIOR
PROMAR 200 ZERO VOC
EG-SHEL

ARCHITECTURAL
ACRYLIC LATEX
IFC 8012NP

7047 PORPOISE
SHER-COLOR FORMULA

CCE*COLORANT	OZ	32	64	128
W1-White	-	-	1	-
B1-Black	4	51	-	1
R2-Maroon	-	17	-	-
Y3-Deep Gold	2	59	-	-

ONE GALLON
B20W02653

DEEP
650186935

Non Returnable Tinted Color

CAUTION: To assure consistent color, always order enough paint to complete the job and intermix all containers of the same color before application. Mixed colors may vary slightly from color strip or color chip.



0100952-012

1-10



W17
SHERWIN-WILLIAMS 1317
989-773-3516

04/27/15
Order# 0100952

INTERIOR
PROMAR 200 ZERO VOC
EG-SHEL

ARCHITECTURAL
ACRYLIC LATEX
IFC 8012NP

7048 URBANE BRONZE
SHER-COLOR FORMULA

CCE#	COLORANT	02	32	64	128
B1-Black		6	19	1	-
W1-White		2	15	1	-
R2-Maroon		-	12	1	1
Y3-Deep Gold		2	8	-	1

ONE GALLON
B20T02654

ULTRADEEP
650186950

Non Returnable Tinted Color

CAUTION: To assure consistent color,
always order enough paint to complete
the job and intermix all containers
of the same color before application.
Mixed colors may vary slightly from
color strip or color chip.



0100952-011



SHERWIN-WILLIAMS 1317 04/29/15
989-773-3516 Order# 0101008

INTERIOR ARCHITECTURAL
PROMAR 200 ZERO VOC LATEX
EG-SHEL IFC 8012NP

CMU FROSTLINE
CUST OM MANUAL MATCH

CCE#COLORANT	OZ	32	64	128
B1-Black	-	-	-	1
Y1-Yellow	-	-	-	1

ONE GALLON
B20W12651

EXTRA WHITE
650865017

Non Returnable Tinted Color

CAUTION: To assure consistent color,
always order enough paint to complete
the job and intermix all containers
of the same color before application.
Mixed colors may vary slightly from
color strip or color chip.



0101008-001

SHERWIN-WILLIAMS 1317 04/27/15
989-773-3516 Order# 0100952

INTERIOR ARCHITECTURAL
PROMAR 200 ZERO VOC LATEX
EG-SHEL IFC 8012NP

COMP(B010) HC-170 STONINGTON G
CUSTOM SHER-COLOR MATCH

CCE#COLORANT	OZ	32	64	128
B1-Black	-	11	1	1
R2-Maroon	-	1	-	-
Y1-Yellow	-	4	-	-

ONE GALLON
B20W12651

EXTRA WHITE
650865017

Non Returnable Tinted Color

CAUTION: To assure consistent color, always order enough paint to complete the job and intermix all containers of the same color before application. Mixed colors may vary slightly from color strip or color chip.



0100952-017



SHERWIN-WILLIAMS 1317 04/30/15
989-773-3516 Order# 0100952

INTERIOR ARCHITECTURAL
PROMAR 200 ZERO VOC ACRYLIC LATEX
EG-SHEL IFC 8012NP

7669 SUMMIT GRAY
SHER-COLOR FORMULA

CCE*COLORANT	OZ	32	64	128
W1-White	-	62	-	1
B1-Black	-	49	1	1
R2-Maroon	-	2	1	1
Y3-Deep Gold	-	13	-	1

ONE GALLON DEEP
B20W02653 650186935

Non Returnable Tinted Color

CAUTION: To assure consistent color,
always order enough paint to complete
the job and intermix all containers
of the same color before application.
Mixed colors may vary slightly from
color strip or color chip.



0100952-023

1-4

SHERWIN-WILLIAMS 1317 05/02/15
989-773-3516 Order# 0100952
INTERIOR ARCHITECTURAL
PRONAR 200 ZERO VOC ACRYLIC LATEX
EG-SHEL IFC 8012NP

CMU SAC GRAY

CUST OM MANUAL MATCH

CCEXCOLORANT	02	32	64	128
W1-White	-	27	1	1
B1-Black	4	15	-	-
Y3-Deep Gold	-	21	-	1

ONE GALLON DEEP
820402653 650186935

Non Returnable Tinted Color

CAUTION: To assure consistent color,
always order enough paint to complete
the job and intermix all containers
of the same color before application.
Mixed colors may vary slightly from
color strip or color chip.



0100952-030

"FORM GREY"



00L

SHERWIN-WILLIAMS 1317 04/30/15
989-773-3516 Order# 0100952

INTERIOR ARCHITECTURAL
PROMAR 200 ZERO VOC ACRYLIC LATEX
EG-SHEL IFC 8012NP

7069 IRON ORE
SHER-COLOR FORMULA

CCE#	COLORANT	OZ	32	64	128
B1	Black	8	18	-	-
W1	White	2	-	-	-
R2	Maroon	-	5	1	-
Y3	Deep Gold	-	40	1	-


ONE GALLON ULTRADEEP
B20T02654 650186950

Non Returnable Tinted Color

CAUTION: To assure consistent color, always order enough paint to complete the job and intermix all containers of the same color before application. Mixed colors may vary slightly from color strip or color chip.



0100952-025



SHERWIN-WILLIAMS 1317 05/12/15
989-773-3516 Order# 0100952
INTERIOR ARCHITECTURAL
PROMAR 200 ZERO VOC LATEX
EG-SHEL IFC 8012NP

6492 JETSTREAM
SHER-COLOR FORMULA

CCE*COLORANT	OZ	32	64	128
B1-Black	-	6	1	-
G2-New Green	-	4	1	1
L1-Blue	-	9	-	1

ONE GALLON
B20W12651

EXTRA WHITE
650865017

Non Returnable Tinted Color

CAUTION: To assure consistent color, always order enough paint to complete the job and intermix all containers of the same color before application. Mixed colors may vary slightly from color strip or color chip.



0100952-036

SHERWIN-WILLIAMS 1317 05/02/15
989-773-3516 Order# 0100952

INTERIOR ARCHITECTURAL
PROMAR 200 ZERO VOC LATEX
EG-SHEL IFC 8012NP

CMU AMSTERDAM
CUST OM MANUAL MATCH

CCE#COLORANT	02	32	64	128
B1-Black	4	-	1	1
G2-New Green	-	6	-	1
L1-Blue	-	25	1	1


ONE GALLON EXTRA WHITE
B20W12651 650865017

Non Returnable Tinted Color

CAUTION: To assure consistent color, always order enough paint to complete the job and intermix all containers of the same color before application. Mixed colors may vary slightly from color strip or color chip.



0100952-029



SHERWIN-WILLIAMS 1317 04/27/15
989-773-3516 Order# 0100952

INTERIOR ARCHITECTURAL
PROMAR 200 ZERO VOC ACRYLIC LATEX
EG-SHEL IFC 8012NP

COMP(P001) PPG10-02 SORCERER'S
CUSTOM SHER-COLOR MATCH

CCE#COLORANT	OZ	32	64	128
B1-Black	2	19	-	1
G2-New Green	-	24	-	1
L1-Blue	-	18	1	1
Y3-Deep Gold	-	1	1	1

ONE GALLON DEEP
B20W02653 650186935

Non Returnable Tinted Color

CAUTION: To assure consistent color,
always order enough paint to complete
the job and intermix all containers
of the same color before application.
Mixed colors may vary slightly from
color strip or color chip.



0100952-015

P.1



SHERWIN-WILLIAMS 1317 04/27/15
989-773-3516 Order# 0100952

INTERIOR ARCHITECTURAL
PROMAR 200 ZERO VOC ACRYLIC LATEX
EG-SHEL IFC 8012NP

6229 TEMPE STAR

SHER-COLOR FORMULA

CCE#COLORANT	OZ	32	64	128
B1-Black	4	31	-	-
L1-Blue	2	23	-	1
Y1-Yellow	-	9	1	1

ONE GALLON
B20W02653

DEEP
650186935


Non Returnable Tinted Color

CAUTION: To assure consistent color,
always order enough paint to complete
the job and intermix all containers
of the same color before application.
Mixed colors may vary slightly from
color strip or color chip.



0100952-001

1-0



SHERWIN-WILLIAMS 1317 05/12/15
989-773-3516 Order# 0100952

INTERIOR ARCHITECTURAL
PROMAR 200 ZERO VOC LATEX
EG-SHEL IFC 8012NP

6449 TOPIARY TINT

SHER-COLOR FORMULA

CCE#COLORANT	OZ	32	64	128
B1-Black	-	2	1	-
G2-New Green	-	8	1	1
Y3-Deep Gold	-	9	1	1

ONE GALLON
B20W12651


EXTRA WHITE
650865017

Non Returnable Tinted Color

CAUTION: To assure consistent color, always order enough paint to complete the job and intermix all containers of the same color before application. Mixed colors may vary slightly from color strip or color chip.



0100952-034



SHERWIN-WILLIAMS 1317 04/29/15
989-773-3516 Order# 0101008

INTERIOR ARCHITECTURAL
PROMAR 200 ZERO VOC LATEX
EG-SHEL IFC 8012NP

CMU URBAN NATURE
CUST OM MANUAL MATCH

CCE#COLORANT	OZ	32	64	128
B1-Black	-	29	1	1
G2-New Green	-	11	-	-
Y3-Deep Gold	2	20	-	-

ONE GALLON EXTRA WHITE
B20W12651 650865017

Non Returnable Tinted Color

CAUTION: To assure consistent color,
always order enough paint to complete
the job and intermix all containers
of the same color before application.
Mixed colors may vary slightly from
color strip or color chip.



0101008-001

SHERWIN-WILLIAMS 1317 04/30/15
989-773-3516 Order# 0100952

INTERIOR ARCHITECTURAL
PROMAR 200 ZERO VOC ACRYLIC LATEX
EG-SHEL IFC 8012NP

CMU JOJOBA

CUST OM MANUAL MATCH

CCE*COLORANT	OZ	32	64	128
W1-White	-	15	-	-
L1-Blue	-	46	-	-
R3-Magenta	-	62	-	-
Y1-Yellow	-	44	-	-
Y3-Deep Gold	2	24	-	-

ONE GALLON DEEP
B20W02653 650186935

Non Returnable Tinted Color

CAUTION: To assure consistent color,
always order enough paint to complete
the job and intermix all containers
of the same color before application.
Mixed colors may vary slightly from
color strip or color chip.



0100952-022



SHERWIN-WILLIAMS 1317 04/27/15
989-773-3516 Order# 0100952

INTERIOR ARCHITECTURAL
PROMAR 200 ZERO VOC ACRYLIC LATEX
EG-SHEL IFC 8012NP

6186 DRIED THYME

SHER-COLOR FORMULA

CCE*COLORANT	OZ	32	64	128
B1-Black	-	43	1	-
G2-New Green	-	21	-	1
N1-Raw Umber	2	32	-	1
Y3-Deep Gold	-	31	-	-

ONE GALLON DEEP
B20W02653 650186935

Non Returnable Tinted Color

CAUTION: To assure consistent color, always order enough paint to complete the job and intermix all containers of the same color before application. Mixed colors may vary slightly from color strip or color chip.



0100952-008

1-8

SHERWIN-WILLIAMS 1317 06/01/15
989-773-3516 Order# 0102152

INTERIOR ARCHITECTURAL
PROMAR 200 ZERO VOC LATEX
EG-SHEL IFC 8012NP

6393 CONVIVIAL YELLOW

SHER-COLOR FORMULA

CCE*COLORANT	02	32	64	128
B1-Black	-	-	1	-
G2-New Green	-	1	-	1
Y3-Deep Gold	-	28	-	-

ONE GALLON EXTRA WHITE
B20W12651 650865017

Non Returnable Tinted Color

CAUTION: To assure consistent color, always order enough paint to complete the job and intermix all containers of the same color before application. Mixed colors may vary slightly from color strip or color chip.



0102152-001



SHERWIN-WILLIAMS 1317 04/27/15
989-773-3516 Order# 0100952

INTERIOR ARCHITECTURAL
PROMAR 200 ZERO VOC ACRYLIC LATEX
EG-SHEL IFC 8012NP

6388 GOLDEN FLEECE 11/02
SHER-COLOR FORMULA

CCE*COLORANT	0Z	32	64	128
W1-White	4	60	1	-
B1-Black	-	6	-	-
R2-Maroon	-	2	-	1
Y3-Deep Gold	2	59	-	1

ONE GALLON DEEP
B20W02653 650186935

P1 PRIMER RECOMMENDED FOR THIS COLOR
Non Returnable Tinted Color

CAUTION: To assure consistent color,
always order enough paint to complete
the job and intermix all containers
of the same color before application.
Mixed colors may vary slightly from
color strip or color chip.



0100952-002

1-10



SHERWIN-WILLIAMS 1317 04/28/15
989-773-3516 Order# 0100952

INTERIOR ARCHITECTURAL
PROMAR 200 ZERO VOC ACRYLIC LATEX
EG-SHEL IFC 8012NP

6390 BOSC PEAR 11/02

SHER-COLOR FORMULA

CCE*COLORANT	0Z	32	64	128
W1-White	-	14	-	1
N1-Raw Umber	2	12	-	-
Y3-Deep Gold	8	37	1	-

ONE GALLON
B20W02653

DEEP
650186935

Non Returnable Tinted Color

CAUTION: To assure consistent color, always order enough paint to complete the job and intermix all containers of the same color before application. Mixed colors may vary slightly from color strip or color chip.



0100952-004

3-12



SHERWIN-WILLIAMS 1317 05
989-773-3516 Order# 0

INTERIOR ARCHITE
PROMAR 200 ZERO VOC ACRYLIC
EG-SHEL IFC

7709 COPPER POT

SHER-COLOR FORMULA

CCE#COLORANT	OZ	32	64
W1-White	-	38	-
N1-Raw Umber	-	13	-
R2-Maroon	-	26	1
Y3-Deep Gold	6	49	1

ONE GALLON UL1
B20T02654 656

Non Returnable Tinted Color

CAUTION: To assure consistent color, always order enough paint to complete the job and intermix all containers of the same color before application. Mixed colors may vary slightly from color strip or color chip.



0100952-037

SHERWIN-WILLIAMS 1317 06/01/15
989-773-3516 Order# 0102152

INTERIOR ARCHITECTURAL
PROMAR 200 ZERO VOC ACRYLIC LATEX
EG-SHEL IFC 8012NP

6890 OSAGE ORANGE 11/02
SHER-COLOR FORMULA

CCE#COLORANT	0Z	3Z	6Z	12Z
W1-White	-	25	-	-
R3-Magenta	-	3	-	1
R4-New Red	-	34	1	-
Y1-Yellow	8	1	1	-

ONE GALLON DEEP
B20W02653 650186935

P1 PRIMER RECOMMENDED FOR THIS COLOR
Non Returnable Tinted Color

CAUTION: To assure consistent color,
always order enough paint to complete
the job and intermix all containers
of the same color before application.
Mixed colors may vary slightly from
color strip or color chip.



0102152-001

1-10



SHERWIN-WILLIAMS 1317 04/27/15
989-773-3516 Order# 0100952

INTERIOR ARCHITECTURAL
PROMAR 200 ZERO VOC ACRYLIC LATEX
EG-SHEL IFC 8012NP

6622 HEARTY ORANGE

SHER-COLOR FORMULA

CCE*COLORANT	OZ	32	64	128
W1-White	-	32	1	-
R2-Maroon	-	22	-	1
R4-New Red	4	44	-	-
Y1-Yellow	4	29	1	-

ONE GALLON ULTRADEEP
B20T02654 650186950

P2 PRIMER RECOMMENDED FOR THIS COLOR

Non Returnable Tinted Color

CAUTION: To assure consistent color,
always order enough paint to complete
the job and intermix all containers
of the same color before application.
Mixed colors may vary slightly from
color strip or color chip.



0100952-007



SHERWIN-WILLIAMS 1317 04/30/15
989-773-3516 Order# 0100952

INTERIOR ARCHITECTURAL
ProMar 200 Zero VOC LATEX
EG-SHEL IFC 8012NP

COMP(P001) PPG1219-7 LICHEN
CUSTOM SHER-COLOR MATCH

CCE#COLORANT	OZ	32	64	128
G2-New Green	-	31	1	1
R2-Maroon	-	8	-	-
Y1-Yellow	10	9	1	1
Y3-Deep Gold	-	14	-	1

ONE GALLON BRIGHT YELLOW
B20Y02657 650186992

Non Returnable Tinted Color

CAUTION: To assure consistent color,
always order enough paint to complete
the job and intermix all containers
of the same color before application.
Mixed colors may vary slightly from
color strip or color chip.



0100952-028



SHERWIN-WILLIAMS 1317
989-773-3516

04/27/15
Order# 0100952

INTERIOR
PROMAR 200 ZERO VOC
EG-SHEL

ARCHITECTURAL
ACRYLIC LATEX
IFC 8012NP

COMP(P001) 356-6 JADE JEWEL

CUSTOM SHER-COLOR MATCH

CCE#COLORANT	OZ	32	64	128
B1-Black	-	42	1	-
G2-New Green	6	26	-	-
L1-Blue	2	47	1	1
Y1-Yellow	-	11	1	1

ONE GALLON
B20W02653

DEEP
650186935

Non Returnable Tinted Color

CAUTION: To assure consistent color, always order enough paint to complete the job and intermix all containers of the same color before application. Mixed colors may vary slightly from color strip or color chip.



0100952-016

SHERWIN-WILLIAMS 1317 04/30/15
989-773-3516 Order# 0100952

INT/EXT IND MAINT PART 1
METALATEX LATEX
SEMI-GLOSS IFC 8012NP

CMU GOLD
CUST ON MANUAL MATCH
CCE*COLORANT 0Z 32 64 128
R4-New Red - 2 - -

ONE GALLON SAFETY YELLOW
B42Y00037 6204051

Non Returnable Tinted Color

CAUTION: To assure consistent color,
always order enough paint to complete
the job and intermix all containers
of the same color before application.
Mixed colors may vary slightly from
color strip or color chip.



0100952-027



SHERWIN-WILLIAMS 1317 04/30/15
989-773-3516 Order# 0100952

INTERIOR ARCHITECTURAL
PROMAR 200 ZERO VOC ACRYLIC LATEX
EG-SHEL IFC 8012NP

CMU MAROON

CUST OM MANUAL MATCH

CCE#COLORANT	OZ	32	64	128
B1-Black	2	17	1	-
R3-Magenta	2	56	-	-
R4-New Red	6	35	-	1
R2-Maroon	-	6	-	-


ONE GALLON ULTRADEEP
B20T02654 650186950

Non Returnable Tinted Color

CAUTION: To assure consistent color,
always order enough paint to complete
the job and intermix all containers
of the same color before application.
Mixed colors may vary slightly from
color strip or color chip.




0100952-019




JOHNSONITE COLOR INDEX


COORDINATING WALL BASE




JOHNSONITE
FAWN
80




JOHNSONITE
PEBBLE
32




JOHNSONITE
COLONIAL GREY
TA5




JOHNSONITE
BURGUNDY
85



JOHNSONITE
TOAST
283




JOHNSONITE
MOON ROCK
29



JOHNSONITE
STORM CLOUD
71



JOHNSONITE
PEPPERCORN
TB1



JOHNSONITE
GATEWAY
TA4




JOHNSONITE
BURNT UMBER
63

UNACCEPTABLE COLOR COMBINATION INDEX

The official school colors of competitor universities in Michigan and in the Mid-American Conference have been included for reference.


UNIVERSITY OF AKRON



PANTONE 282

PANTONE 117

EASTERN MICHIGAN UNIVERSITY



PANTONE 390

PANTONE 349


LAKE SUPERIOR STATE UNIVERSITY



PANTONE 294

PANTONE 123 C


BALL STATE UNIVERSITY



PANTONE 199

WHITE
PANTONE PROCESS BLACK

FERRIS STATE UNIVERSITY



PANTONE 200C

PANTONE 123 C


MIAMI UNIVERSITY



PANTONE 186

PANTONE PROCESS BLACK

BOWLING GREEN STATE UNIVERSITY



PANTONE 021

PANTONE 4625

GRAND VALLEY STATE UNIVERSITY



PANTONE 286

PANTONE PROCESS BLACK


MICHIGAN STATE UNIVERSITY



PANTONE 567

WHITE

UNIVERSITY AT BUFFALO



PANTONE 2935

PANTONE COOL GRAY 9

KENT STATE UNIVERSITY



PANTONE 281

PANTONE 124

MICHIGAN TECHNOLOGICAL UNIVERSITY




PANTONE 116C


PANTONE PROCESS BLACK
PANTONE COOL GRAY 7C

CENTRAL MICHIGAN UNIVERSITY

NORTHERN ILLINOIS UNIVERSITY



PANTONE 200




PANTONE 877 METALLIC
PANTONE 422
PANTONE PROCESS BLACK

UNIVERSITY OF TOLEDO




PANTONE 281



PANTONE 116

UNIVERSITY OF MICHIGAN




PANTONE 7406 C




PANTONE 282 C

NORTHERN MICHIGAN UNIVERSITY



PANTONE 335



PANTONE 116

SAGINAW VALLEY STATE UNIVERSITY




PANTONE 288



PANTONE 187

OAKLAND UNIVERSITY



PANTONE 872 METALLIC



PANTONE PROCESS BLACK

WAYNE STATE UNIVERSITY




PANTONE 561 C




PANTONE 1225 C

OHIO UNIVERSITY




PANTONE 342



PANTONE 404
PANTONE 728

WESTERN MICHIGAN UNIVERSITY



PANTONE 131



PANTONE 4625

